

# Sauna heater Bi-O Themat

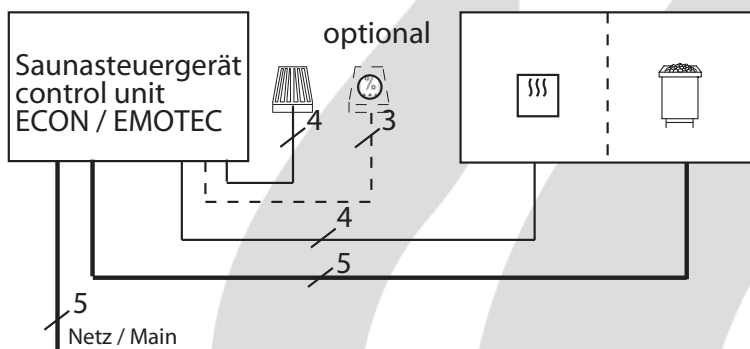
## For the family sauna

Outer shell: anthracite pearl effect  
 Inner shell: bright high-grade steel  
 Water container: for approx. 5 litres  
 Stone basket: high-grade steel  
 Stone filling: 15 kg incl.

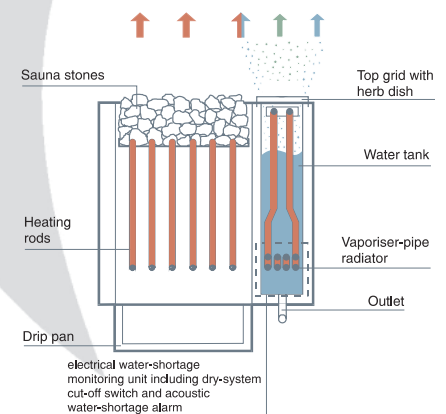
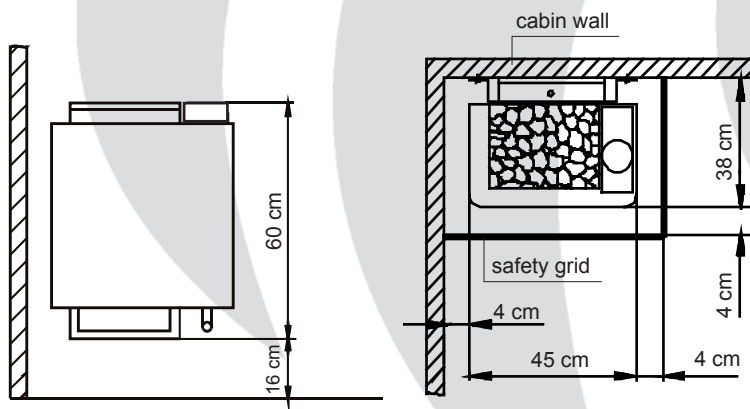
High-grade steel herb bowl to hold the herbs, aromatic oils and essences.

Electrical low-water monitor incl. Dry-running protection and low-water buzzer.

### Connection diagram



**CE IP x4**  
 MADE IN GERMANY



Art.-No.	Outer shell	Capacity acc. DIN	Vaporiser-capacity -volume	Electrical Connection	Fuse control unit in A	Heater dimensions H/W/D cm	For cabin size	Minimum dimensions of air intake and exhaust vents	Weight without stones without package	Stone filling	Connecting cable main - control unit in mm <sup>2</sup>	Connecting cable control unit - heater in mm <sup>2</sup>	Power switch gear needed	For operation with control units
94.4823	anthracite	6,0 kW	1,5 kW 5 l	3N AC 50 Hz 400 V	3 x 16	76*/ 45 / 38	6 - 8 m <sup>3</sup>	35 x 4 cm	15,5 kg	15 kg	5 x 2,5 <sup>2</sup>	5 x 1,5 <sup>2</sup> & 4 x 1,5 <sup>2</sup>	no	ECON 45H2 EMOTEC HCS 9003 EMOTEC HCS 9003 DB/ DL/DLF EmoTouch II PB/AF/GF
94.4824		7,5 kW					7 - 10 m <sup>3</sup>	35 x 5 cm	16,0 kg					
94.4825		9,0 kW					9 - 14 m <sup>3</sup>	35 x 6 cm	16,5 kg					

All cross sections of a line are minimum diameters in mm<sup>2</sup> (Copper line)

\* during 16 cm ground clearance

Subject to technical modifications

